

LAWRENCE  
**Landscape  
Tree Farm**





## Deciduous Trees

Crabapples (Basics): Best grown in medium moisture, well-drained, acidic loams in full sun. Adapts to a wide range of soils. Established trees have some drought tolerance. Although some flowers may be lost, it is best to prune this tree as needed in late winter. Spring pruning should be avoided as it produces fresh, open cuts where fireblight bacterium can enter.



**Crabapple, Candymint**  
(*Malus sargentii* 'Candymint')  
8-10'H x 12-15'W  
Pink Flowers in Spring  
Yellow foliage in the Fall

Perfect tree for a space where height is a concern. Generally good disease resistance.



**Crabapple, Coralburst**  
(*Malus* 'Coralburst')  
15'H x 15'W  
Coral Pink Flowers in Spring  
Bronze fruit in the Fall

Slow growing, forms a very dense, symmetrically rounded head. Coralburst Crabapple typically does not face as many pest and disease issues as other crabapples.



**Crabapple, Firebird**  
(*Malus sargentii* 'Firebird')  
8'H x 10'W  
White Flowers in the Spring

Features long lasting, high quality fruit. Annual fruit display is more persistent than any other natural dwarf crabapple. Excellent disease resistance to scab, fireblight, cedar-apple rust & mildew.



**Crabapple, Lollipop**  
(*Malus* x 'Lollipop')  
8'H x 8'W  
White Flowers in the Spring

Fragrant white flowers in spring. Tiny, shiny red fruits in fall attract birds and wildlife. True dwarf size will always stay petite in the landscape. Perfect ball of foliage and flowers atop a straight trunk. Pretty red fruit supports wildlife.



# CRABAPPLES

## Deciduous Trees

Crabapples (Basics): Best grown in medium moisture, well-drained, acidic loams in full sun. Adapts to a wide range of soils. Established trees have some drought tolerance. Although some flowers may be lost, it is best to prune this tree as needed in late winter. Spring pruning should be avoided as it produces fresh, open cuts where fireblight bacterium can enter.



### **Crabapple, Prairiefire**

(Malus 'Prairiefire')

20'H x 20'W

Red-Pink Flowers in Spring.

Purple Foliage turn Bronze in Fall.

Prairiefire reportedly is high disease resistance.



### **Crabapple, Royal Raindrops**

(Malus 'Royal Raindrops')

20'H x 15'W

Red-Pink Flowers in the Spring

Purple Foliage. Red/Orange Fall Color.

Bright pinkish red flowers combine with deep purple cutleaf foliage to present a unique new crab. Deeply lobed leaves and upright form with good branching and density are inherited from its Golden Raindrops parent. It displays good to excellent resistance to the common diseases.



### **Crabapple, Spring Snow**

(Malus 'Spring Snow')

25'H x 22'W

White Flowers in the Spring

Green Foliage, Yellow Fall Color

Featuring pure white flowers but no fruit, this is the crabapple to use in locations such as patios and courtyards where fruit would be objectionable. Flowers well on an annual basis.



### **Crabapple, Sugar Tyme**

(Malus 'Sutyzam')

18'H x 15'W

White Flowers in the Spring.

Green Foliage.

Fragrant white flowers smother Sugar Tyme in spring. Persistent red fruits provide a fine fall and winter display.




## Deciduous Trees

Redbuds (Basics): Easily grown in average, medium moisture, well-drained soils in full sun to part shade. Part shade is best in hot summer climates. Performs best in moderately fertile soils with regular and consistent moisture. Avoid wet or poorly drained soils. Since these trees do not transplant well, they should be planted when young and left undisturbed. Keeping the tree vigorous by regular watering, fertilization and pruning out dead branches as needed will help keep the tree healthy. Deer tend to avoid this plant.



**Redbud, Cotton Candy**  
(*Cercis Canadensis* Cotton)  
25'H x 15'W  
Flowers pale pink in the Spring

This tree has no pests or diseases and no pruning is needed or desirable, after some possible shaping during its first few years. A very adaptable and easy tree that will grow in almost all gardens with ease.



**Redbud, Eastern**  
(*Cercis Canadensis*)  
20-30'H x 25-30'W  
Flowers rose-purple in the early Spring

The Eastern Redbud's delicate blossoms and buds are one of the season's most dramatic displays. But this tree's beauty doesn't end with its flowery show. Unique and irregular branching patterns combine with a trunk that commonly divides close to the ground to create a very handsome, spreading and often flat-topped crown.



**Redbud, Forest Pansy**  
(*Cercis canadensis* 'Forest Pansy')  
20'H x 25'W  
Deep purple paling to bronze-green Foliage  
Yellow Fall Color  
Flowers Magenta rose in the Spring.

A highly prized red-leaved selection of Eastern Redbud. Delicate magenta rose flowers appear before the foliage. New growth is exceptionally glossy.



**Whitebud** (*Cercis canadensis* 'Alba')  
18-25'H x 15-18'W  
Yellow Fall Foliage. White flowers in the Spring.

Sweet white flowers bloom put on a profuse display, covering bare branches at first, then sharing space with heart-shaped leaves that emerge as a perfect blend of hearts and flowers! Even when the flowers fade, the 5-inch, heart-shaped leaves remain a summer-long addition to an already decorative tree.



## Deciduous Trees



### Cleveland Pear

(*Pyrus calleryana*)

30-40'H x 15-20'W

White Flowers in Spring. Red Fall Color.

This tree will remain flawless year after year with absolutely no maintenance. Loaded with white blossoms every spring, it will be sure to turn heads. This beauty does not stop there! The summer brings a tree covered in shiny green leaves that turn a beautiful mahogany red in the fall. These fall leaves boast beautiful shades of red, purple and orange.



### Serviceberry, Autumn Brilliance

(*Amelanchier x grandiflora* 'Autumn Brilliance')

15-25'H x 15-25'W

White Flowers in Spring.

Easily grown in average, medium moisture, well-drained soil in full sun to part shade. Tolerant of a somewhat wide range of soils, but prefers moist, well-drained loams. This cultivar reportedly has excellent disease resistance.



### Lilac, Japanese Ivory Silk

(*Syringa reticulata*)

20'H x 15'W

Creamy White Flowers in Spring.

Average, medium moisture, well-drained soil in full sun. Tolerates light shade, but best bloom occurs in full sun. Prefers organically rich, moist, slightly acidic soils with good drainage. Need good air circulation. To the extent practicable, faded flower panicles should be removed prior to seed set. Prune as needed immediately after flowering. No serious insect or disease problems. Flower buds susceptible to frost injury in early spring.



### Tulip Tree

(*Liriodendron tulipifera*)

60'H x 30'W

Best grown in moist, organically rich, well-drained loams in full sun. Tolerates part shade. Trees are fast-growing and somewhat weak wooded, making them susceptible to limb breakage in high winds or from ice/snow.



## Deciduous Trees

### CYPRESS



**Cypress, Shawnee Brave**  
(*Taxodium distichum* 'Shawnee Brave')  
55'H x 20'W  
Rusty Orange Fall Color

Best grown in average, medium to wet, moisture-retentive soils in full sun. Prefers moist, acidic, sandy loams, but tolerates a wide range of soil conditions ranging from average moisture garden soils to wet soils. Healthy, well-maintained plants in the proper growing conditions usually have few problems.

### BLACK GUM



**Black Gum *Sylvatica***  
(*Nyssa sylvatica*)  
40'H x 25'W  
Pale Yellow, Deep Orange & Bright Red Fall Color

Easily grown in average, medium to wet soils in full sun to part shade. Prefers moist, acidic soils. Tolerates poorly-drained soils and can grow in standing water. On the other end of the spectrum, tolerates some drought and adapts to some dryish soils, at least in the wild. Female trees need a male pollinator to set fruit. No serious insect or disease problems.



**Black Gum Wildfire**  
(*Nyssa sylvatica* 'Wildfire')  
40'H x 25'W  
Orange-Yellow to Purplish Red Fall Color

Unlike other large trees, you don't have to worry about the Wildfire Black Gum's roots taking over your entire property. This tree's roots grow deep into the ground and won't ruin your beautiful landscaping or crack your sidewalks and driveway. Many Wildfire Black Gums live for more than 70 years. Black gum isn't usually affected by severe pest or disease problems.



## Deciduous Trees

### ELMS



**Elm, Allee**  
(*Ulmus parvifolia* 'Allee')  
50'H x 35'W  
Yellow Fall Color

Grow in average, medium moisture, well-drained soils in full sun. Tolerant of light shade. Prefers rich, moist loams. Adapts to a variety of different soils and tolerates both wet and dry sites. Allee has excellent resistance to Dutch Elm Disease and elm leaf beetle.



**Elm, Frontier**  
(*Ulmus* x 'Frontier')  
40'H x 30'W  
Reddish-Purple to Burgundy Fall Color

Frontier Elm is highly adaptable to soil types, as long as they drain well. Give it at least four hours of direct sunlight a day. For the best results, plant where it has good air circulation and provide supplemental water. The Frontier Elm has a disease tolerance to Dutch Elm Disease and phloem necrosis.



**Elm, Princeton**  
(*Ulmus americana* 'Princeton')  
65'H x 50'W  
Dark Green Foliage. Yellow Fall Color

Introduced in 1922 by Princeton Nurseries of New Jersey, it has proven for more than a century to be tolerant of Dutch elm disease. Dark green foliage and upright, symmetrical form recommend it for street tree plantings.



## Deciduous Trees

### HORNBEAMS



#### **Hornbeam, American**

(*Carpinus caroliniana*)

25'H x 20'W

Dark Green Foliage. Yellow to bright Orange Fall Color

A widely adapted small tree with outstanding fall color, excellent for naturalistic plantings.



#### **Hornbeam, Frans Fontaine**

(*Carpinus betulus* 'Frans Fontaine')

35'H x 15'W

Dark Green Foliage. Yellow Fall Color

Handsomely corrugated leaves hold their deep green color through the heat of summer and turn to rich yellow in autumn. Very narrow in youth, Frans Fontaine retains its slender form into maturity. Drought tolerant once established, it is adaptable to varied growing conditions and performs well in acid as well as alkaline soils. A top choice for a creating a formal allée or a tall narrow hedge for screening unwanted views.

### COFFEE TREE



#### **Kentucky Coffee Tree**

(*Gymnocladus dioica*)

50'H x 35'W

Yellow Fall Color

Stark and rugged in the winter, this picturesque native of the midwest becomes tropical in appearance in the summer. Huge fans of doubly compound green leaves emerge to cast filtered shade



## Deciduous Trees

### LINDENS



**Linden, Greenspire**  
(*Tilia cordata* 'Greenspire')  
40'H x 30'W  
Yellow Fall Color

Introduced in 1961, this durable cultivar has become the standard of comparison among the Lindens. It has a strong central leader, very uniform branch arrangement and a symmetrical, pyramidal form.



**Linden, Sterling**  
(*Tilia tomentosa* 'Sterling')  
45'H x 35'W  
Yellow Fall Color

A vigorous growing tree with a very neat and symmetrical shape. Its two-tone leaves, dark green above and silver below, shimmer in the slightest breeze. Thanks to their fuzzy (tomentose) texture, they resist the feeding of insects.

### LOCUST



**Locust, Shademaster**  
(*Gleditsia triacanthos* 'Shademaster')  
45'H x 35'W  
Yellow Fall Color

Shademaster features upright ascending then spreading branches which produce an irregularly vase shaped form and slightly rectangular outline. An excellent street tree, its upright branch structure lends itself to pruning for traffic clearance.




**Locust, Skyline**  
(*Gleditsia triacanthos* 'Skycole')  
45'H x 35'W  
Golden Fall Color

The most widely used Honeylocust cultivar. Its upright spreading branch angles, well behaved form and environmental tolerance make Skyline an ideal street tree in many situations.



## Deciduous Trees



### Amur Flame

(*Acer ginnala* 'Flame')

15-20'H x 15-20'W

Red (although variable) Fall Color

Tatarian maple, typically grows as a small, upright spreading tree with a dense, rounded crown or as a large multi-stemmed shrub. In comparison to the species, its leaves are (a) more lustrous, (b) distinctively three-lobed with a long central lobe and (c) better red (although variable) fall color.



### Armstrong Gold

(*Acer rubrum*)

40'H x 12'W

Gold to Orange Fall Color

Selected from an evaluation of hundreds of seedlings of 'Armstrong', this cultivar improves greatly on the parent, with brighter foliage color, greater foliage density and compact, less leggy growth habit. Improved columnar form recommends it for narrow street planting sites



### Autumn Blaze

(*Acer x freemanii* 'Jeffersred')

50'H x 40'W

Brilliant Orange-Red Fall Color

Drought tolerance and exceptionally bright red fall color are hallmarks of this popular and proven performer. A hybrid of Red and Silver Maple, this vigorous grower combines the best attributes of both in a stately, adaptable, fast growing shade tree.



### Autumn Fantasy

(*Acer x freemanii* 'DTR 102')

50'H x 40'W

Bright Red Fall Color

A fast growing hybrid of Red and Silver maple, it has consistently produced very good fall color, even in warmer climates.



## Deciduous Trees



**Burgundy Belle**  
(*Acer rubrum* 'Magnificent Magenta')  
45'H x 40'W  
Deep Burgundy Fall Color

Spring foliage emerges with a red flush before maturing to dark green. Leaves turn bright red in autumn and deepen to burgundy in a long lasting show of fall color. Of Kansas origin, this symmetrical shade tree demonstrates good tolerance of heat, drought and cold.



**Crimson Sunset**  
(*Acer truncatum* x *A. platanoides* 'Crimson Sunset')  
35'H x 25'W  
Maroon to reddish-bronze Fall Color

Heat tolerance is the distinguishing characteristic of this *Acer truncatum* hybrid. Its foliage resembles that of Crimson King, but its form is more upright and compact. Thanks to the *Acer truncatum* parentage, it flourishes in the summer heat where few purple leafed plants will thrive.



**Emerald Lustre**  
(*Acer platanoides* 'Pond')  
45'H x 40'W  
Yellow Fall Color

A vigorous selection which forms a rounded canopy, this tree was selected for its tendency to branch out heavily as a young tree in the nursery.



**Fall Fiesta**  
(*Acer saccharum* 'Bailsta')  
50'H x 40'W  
Orange, Red, Yellow Fall Color

Sturdy and compact when young, this cultivar matures to become a full size specimen with an especially symmetrical crown and thick dark green summer foliage. Autumn brings on a mix of orange, red, and yellow colors.



## Deciduous Trees



### Hot Wings

(*Acer tataricum* 'GarAnn')

20'H x 24'W

Yellow to Red Fall Color

Showy red samaras (winged seeds) shine in bright contrast to the summer foliage of this small tree that is an excellent performer in rugged climates. Broadly oval when young, its branches spread wider than tall, becoming rounded at maturity.



### John Pair

(*Acer saccharum* 'John Pair')

30'H x 30'W

Red Fall Color

Symmetrical and rounded in form, this tough and versatile sugar maple of small stature delivers rich green summer foliage and bright fall color to the southern plains and beyond. Selected as an outstanding performer by Dr. John Pair of Kansas State University, it thrives in areas where heat, cold, drought and drying winds are the norm.



### Emerald Queen Norway

(*Acer platanoides* 'Emerald Queen')

50'H x 40'W

Yellow Fall Color



Emerald Queen is probably the most widely used Norway Maple cultivar. In many respects it is the best green leafed selection. It forms a well shaped oval tree with good environmental tolerance and reliable yellow fall color.



### October Glory

(*Acer rubrum* 'October Glory')

40'H x 35'W

Reddish-Orange Fall Color

October Glory is a round headed selection which is the last cultivar to color in the fall. While it is less cold hardy than most cultivars, it seems to be better adapted to areas with mild winters and hot summer temperatures.



## Deciduous Trees



### **Oregon Trail**

(*Acer saccharum* 'Hiawatha 1')

45'H x 40'W

Orange-Red to Red Fall Color

A tree with a story, this cultivar was chosen from hundreds of brightly colored sugar maples planted in Hiawatha, Kansas, "The City of Beautiful Maples". It's a tough Kansas native growing along the Oregon Trail, with strong branch structure, prairie resistant foliage, and great fall color.





### **Pacific Sunset**

(*Acer truncatum* x *A. platanoides* 'Warrenred')

30'H x 25'W

Yellow-orange to bright red Fall Color

Outstanding glossy summer foliage changes to tints of yellow, red, and orange in the fall. Pacific Sunset colors earlier and a little brighter than Norwegian Sunset. Branch structure is a little finer textured and more spreading than Norwegian Sunset.



### **Paperbark**

(*Acer griseum*)

25'H x 20'W

Red Fall Color

This slow growing relative of the Sugar Maple is native to the Rocky Mountains. It is similar to Sugar Maple, but both leaves and tree are smaller. Intense fall color.



### **Redpointe**

(*Acer rubrum* 'Frank Jr.')

45'H x 30'W

Bright Red Fall Color

Brilliant red fall color plus upright, broadly pyramidal form make this Schmidt introduction a standout. The refined form and foliage of the best *Acer rubrum* cultivars combine the faster growth rate normally found in *Acer x freemanii*. A straight and dominate central leader results in strong branch angles that make it easier to grow.



## Deciduous Trees



### Red Sunset

(*Acer rubrum* 'Franksred')

45'H x 35'W

Brilliant orange-red to red Fall Color

Highly rated and reliable, Red Sunset has become the standard to which others are compared. It's a vigorous growing tree with a strong and symmetrical branching pattern. Lustrous, glossy green summer foliage changes to brilliant shades of red and orange-red in the fall.



### Sienna Glen

(*Acer x freemanii* 'Sienna')

50'H x 35'W

Rusty Orange to Burgundy Fall Color

Requires little more than first year watering and a healthy ring to perform well in most sites. It features a strong central leader and develops a pyramidal form with minimal pruning. This is a tough, low maintenance tree.



### State Street Acer

(*Acer miyabei* 'State Street' Morton)

50'H x 35'W

Yellow Fall Color

Think of this Morton Arboretum release as a turbo-charged, more hardy alternative to *A. campestre*. Rough corky bark and leaf shape are similar to Hedge Maple, but its stronger growth rate and ascending branch habit result in a larger mature size. Excellent drought and cold tolerance and clean, pest-free foliage.



### Sun Valley

(*Acer rubrum* 'Sun Valley')

40'H x 35'W

Bright Red Fall Color

This U. S. National Arboretum introduction glows in the fall with reliable bright red color. A hybrid between Red Sunset and Autumn Flame, it is seedless and features a very uniform, dense oval head.



## Deciduous Trees



### **Oak, Bur**

(*Quercus macrocarpa*)

55'H x 45'W

Yellow to Yellow Brown Fall Color

A large and impressive native tree, with a thick trunk and stout branches. Does well in alkaline soils.



### **Oak, Chinkapin**

(*Quercus muehlenbergii*)

45'H x 45'W

Yellow to Brown Fall Color

This durable and adaptable native oak has a reputation for performing well in dry, alkaline soils. A native of the Northeast and Midwest, it is a natural choice for harsh, windswept locations. Its narrow, glossy green leaves turn yellow in autumn.



### **Oak, Crimson Spire**

(*Quercus x bimundorum* 'Crimschmidt')

45'H x 15'W

Rusty Red Fall Color

This columnar selection originated as a hybrid of *Q. robur* and *Q. alba*. White oak parentage provides dark green, mildew resistant foliage and reddish fall color. Fastigiate growth habit is inherited from the English oak side.



### **Oak, Northern Red**

(*Quercus rubra*)

50-75'H x 40-60'W

Vibrant Red Fall Color

The northern red oak has been called "one of the handsomest, cleanest, and stateliest trees in North America" and is widely considered a national treasure. It is valued for its versatility and hardiness in urban settings. This medium to large tree is also known for its brilliant fall color, great value to wildlife.



## Deciduous Trees



**Oak, Shumard**  
(*Quercus acutissima*)  
50'H x 40'W  
Red Fall Color

An excellent substitute for Scarlet Oak in the central and S.E. USA. It thrives in moist, acid bottom land soils where poor drainage creates problems for other trees.



**Oak, Sawtooth**  
(*Quercus acutissima*)  
40'H x 40'W  
Yellow Fall Color

A fast growing, spreading oak well adapted to the summer heat of the South. It has outstanding summer foliage. Very glossy and sharply serrated leaves give it a clean, crisp appearance.



**Oak, Scarlet Red**  
(*Quercus coccinea*)  
50'H x 40'W  
Scarlet Fall Color

Dark green, glossy leaves of summer are distinctive for their sharply pointed lobes. Scarlet Oak generally displays the finest fall color of all the oaks, delivering brilliant, deep tones of red to scarlet purple in late autumn.



**Oak, Swamp White**  
(*Quercus bicolor*)  
45'H x 45'W  
Yellow Brown to Reddish Fall Color

A beautiful native tree with lustrous, heavy textured green leaves with wavy margins. Adaptability to wet, poorly drained soils and tolerance of drought make it a fine choice for urban settings.



## Deciduous Trees

### OAKS

#### OAKS



##### **Oak, White**

(*Quercus alba*)

45'H x 45'W

Red to reddish purple Fall Color

Among the mightiest of the noble oaks, White Oak is claimed by several states as their official tree. Reputed to be slow-growing, well-grown nursery plants grow fairly quickly once established. Unlike English Oak, this native of Eastern North America is resistant to powdery mildew.

### DECIDUOUS

#### OSAGE ORANGE

##### **Osage Orange, Porterhouse**

(*Maclura pomifera*)

35'H x 35'W

Yellow Fall Color

**No photo or info for this tree**



##### **Osage Orange, White Shield**

(*Maclura pomifera* 'White Shield')

35'H x 35'W

Yellow Fall Color

Both fruitless and thornless, this tough Midwest native was found in western Oklahoma by plantsman Steve Bieberich. The most thornless of the Osage Orange cultivars, this heat and drought tolerant tree has remarkably dark green, glossy foliage.

## Deciduous Trees

**Ginkgo K99**  
Info needed



**River Birch, Heritage**  
(*Betula nigra* 'Heritage' Cully)  
40'H x 30'W ~ Yellow Fall Color  
A selection of River Birch chosen for its lighter colored bark and large, glossy, light green leaves. Peeling bark exposes mottled patches of cream, orange and pinkish tan colors.



**Sweetgum, Slender Silhouette**  
(*Liquidambar styraciflua* 'Slender Silhouette')  
60'H x 8'W  
Orange to Burgundy Fall Color

This fastigate tree grows quickly to form a tall, strikingly narrow column. One of the tightest and narrowest trees available, it is easier to grow than most. Those grown as hedges quickly become effective visual screens, while single specimens mature to become landscape exclamation points.



## Deciduous Trees



**Zelkova, Green Vase**  
(*Zelkova serrata* 'Green Vase')  
44'H x 30'W  
Orange Fall Color

A vigorous Zelkova selection, producing a taller, more graceful tree than 'Village Green'. Its finer textured foliage produces dappled shade.



**Zelkova, Musashino**  
(*Zelkova serrata* 'Musashino')  
45'H x 15'W  
Yellow Fall Color

Ideal for narrow street use, tightly upright branches allow good vehicle and pedestrian clearance beneath the delicate green canopy.



**Zelkova, Village Green**  
(*Zelkova serrata* 'Green Vase')  
40'H x 40'W  
Rusty Fall Color

This widely used cultivar is more upright and faster growing than the species. Foliage is very dense, dark green and presents a clean appearance.

## Conifer Trees



**Arborvitae, Emerald Green**  
(*Thuja occidentalis* 'Emerald Green' Smargd)  
15'H x 3'W

Grow in average, medium moisture, well-drained soils in full sun to part shade. Somewhat wide range of soil tolerance, but prefers moist, neutral to alkaline, well-drained loams. Intolerant of dry conditions. Best in full sun, but generally appreciates some light afternoon shade in hot summer climates. Avoid full shade where foliage density will substantially decrease. Avoid exposed, windy sites.



**Arborvitae, Green Giant**  
(*Thuja plicata* x 'Green Giant')  
50'H x 10'W

Best grown in moist, fertile, well-drained soils in full sun to part shade. Tolerates somewhat wide range of soils and some dry conditions. Best in full sun, but generally appreciates some light afternoon shade in hot summer climates. For screens, plant trees 5-6' apart. Plant trees further apart for other uses. No serious insect or disease problems.



## Conifer Trees



**Cedar, Blue Atlas**  
(*Cedrus atlantica glauca*)  
60'H x 40'W

A handsome specimen tree, this blue selection can be a truly beautiful plant, especially in an area with ample turf where it can develop naturally.



**Cedar, Eastern Red**  
(*Juniperus virginiana*)  
40'H x 20'W

Easily grown in average, dry to moist, well-drained soils in full sun. Tolerates a wide range of soils and growing conditions, from swamps to dry rocky glades. Prefers moist soils but is intolerant of constantly wet soils. It has the best drought resistance of any conifer native to the eastern U.S.



**Cedar, Horstmann Blue Atlas**  
(*Cedrus atlantica 'Horstmann'*)  
8-10'H x 5-6'W

A semi-dwarf selection with dense, icy blue foliage on a gracefully branching compact form. The architectural, irregular outline provides great year-round landscape interest. Add to evergreen borders for both form and foliage contrast. Blend into cold hardy islands with unique shrubs and trees. Ideal for use where space is limited. Evergreen.

## Conifer Trees



**Juniper, Canaertii**  
(*Juniperus virginiana* 'Canaertii')  
30'H x 10-15'W

Easily grown in average, dry to moist, well-drained soils in full sun. Tolerates a wide range of soils and growing conditions, from swamps to dry rocky glades. Prefers moist soils but is intolerant of constantly wet soils. It has the best drought resistance of any conifer native to the eastern U.S.



**Juniper, Golden Frost**  
(?)  
?'H x ?'W

CANNOT FIND INFO FOR THIS TREE



**Juniper, Hollywood**  
(*Juniperus chinensis* 'Torulosa')  
15'H x 10'W

Prefers the sun and has excellent heat and salt tolerance. It is pH adaptable and prefers moist, well-drained soils. Tolerates erosion and air pollution and is easily transplanted. No serious insect or disease problems.



## Conifer Trees



**Juniper, Keteleeri**  
(*Juniperus chinensis* 'Keteleeri')  
15-20'H x 4-6'W

Easily grown in average, medium moisture, well-drained soils in full sun. Tolerant of a wide variety of soils including clay. Intolerant of wet soils. Tolerant of some drought once established. Also tolerant of many city air pollutants.



**Juniper, Medora**  
(*Juniperus scopulorum* 'Medora')  
10'H x 2-3'W

Should only be grown in full sun. It is very adaptable to both dry and moist growing conditions, but will not tolerate any standing water. It is not particular as to soil type or pH. It is somewhat tolerant of urban pollution.



**Juniper, Perfectia**  
(*Juniperus chinensis* 'Perfecta')  
15-18'H x 6-8'W

Easily grown in average, medium moisture, well-drained soils in full sun. Tolerant of a wide variety of soils including clay. Intolerant of wet soils. Tolerant of some drought once established. Also tolerant of many city air pollutants.



**Juniper, Spartan**  
(*Juniperus chinensis* 'Spartan')  
15'H x 5'W

Easily grown in average, medium moisture, well-drained soils in full sun. Tolerant of a wide variety of soils including clay. Intolerant of wet soils. Tolerant of some drought once established. Also tolerant of many city air pollutants.

## Conifer Trees



**Juniper, Taylor**  
(*Juniperus virginiana* 'Taylor')  
15-20'H x 3-5'W

Easily grown in average, dry to moist, well-drained soils in full sun. Tolerates a wide range of soils and growing conditions, from swamps to dry rocky glades. Prefers moist soils but is intolerant of constantly wet soils. It has the best drought resistance of any conifer native to the eastern U.S.



## Conifer Trees



**Pine, Bosian**  
(*Pinus leucodermis*)  
40'H x 10'W

Grow in moist, well-drained loams in full sun. Tolerant of a wide range of soils, including both sandy and clay soils. Avoid poorly-drained wet soils. Prefers cool summer climates. It generally dislikes the heat and humidity of the deep South. In its native habitat, healthy, well-maintained trees usually have few major problems.



**Pine, Vanderwolf**  
(*Pinus flexilis* 'Vanderwolf's Pyramid')  
20-25'H x 10-15'W

Grow in average, medium moisture, well-drained soils in full sun. Best grown in moist, well-drained soils, however species plants are rather adaptable, often being found growing in high alpine areas in the wild in dry, rocky soils. It forms a large taproot and is difficult to transplant once established in the landscape. Limber pine is generally considered to be an adaptable, low-maintenance tree with few problems.



**Pine, White**  
(*Pinus strobus*)  
70'H x 30'W

Easily grown in acidic, medium moisture, well-drained soil in full sun. Prefers fertile soils and cool, humid climates. Intolerant of compacted, clayey soils, alkaline conditions, and many air pollutants such as sulfur dioxide and ozone. In cool summer locations, white pine can grow quite well.

## Conifer Trees



### **Spruce, Baby Blue Genes**

(*Picea glauca* var. *densata* 'Westervelt' PP29825)  
25'H x 8'W

Has a dense, conical, narrow growth habit reaching 25 feet tall and 8 feet wide. With rich blue needles and cold tolerance, it makes an excellent landscape specimen. Drought and deer tolerant.



### **Spruce, Black Hills**

(*Picea glauca* 'Densata')  
40'H x 15-25'W

Best grown in moist, well-drained soils in full sun. Performs best in cold winter climates with cool summers. It typically grows rather slowly in a dense, symmetrical cone. Starts out a green color and then turns into a blue-green tone. Great evergreen for wildlife.



### **Spruce, Blue Totem**

(*Picea pungens* 'Blue Totem')  
15-20'H x 3-6'W

An unmistakable tree for sure, featuring bright blue-green needles on a narrowly upright and columnar form, branches forking upwards at a sharp angle; best used as an accent, for adding dynamic interest to smaller home landscapes



### **Spruce, Blue Hoopsii**

(*Picea pungens* 'Hoopsii')  
30-50'H x 15-20'W

Easily grown in average, acidic, medium moisture, well-drained soils in full sun. Tolerates some light shade. Prefers rich, moist soils. Although established plants have some drought tolerance, soils should be kept consistently moist and not allowed to dry out in the early years.



## Shrubs

**Euonymus, Burning Bush**

(4-6'H x 6-8'W)

Dark Green Foliage with Red to Burgundy Fall Color

Tolerates close to full shade, but usually at the expense of diminished fall color quality. Plants appreciate consistent moisture, particularly when grown in full sun locations.

## **TREES & SHRUBS/ROWS/BINS**

### **SHRUBS**

Burning Bush: B01, R005, R006, R007

### **TREES**

#### **FLOWERING DECIDUOUS**

Crabapples:

Candymint: B07

Coralburst: B07, B53, B54, R019, R020

Firebird: B08, B13

Lollipop: B07, B12

Prairiefire: B44, R019, R030, R104

Royal Raindrops: B09, B43, R020, R029, R038, R039, R103, R135

Spring Snow: B53, R020, R029, R070

Sugar Tyme: B12, B13, B26, B43

#### **Redbuds:**

Cotton Candy: ROW A001, R001

Eastern: B05, B06, B08, B11, R019, R042

Forest Pansy: B11, ROW B002, R043

Whitebud: ROW B002, R019

#### **Other Flowering:**

Lilac, Ivory Silk: B02, B03, B19, R026, R034, R035, R141, R142

Pear, Cleveland Select: B22

Serviceberry, Autumn Brilliance: B05, R002, R024

Tulip Tree: B01, B56, R026, R038

#### **DECIDUOUS**

Bald Cypress, Shawnee Brave: B01, R042

Black Gum, Sylvatica: R033

Black Gum, Wildfire: R020, R033, R034, R096



Elm, Allee: B03, B35, B48, R046, R047

Elm, Frontier: B21, R024

Elm, Princeton: B41, B46

Ginkgo, K99: R020

Hornbeam, American: B04, R040, R042

Hornbeam, Frans Fontaine: B03

Kentucky Coffee Tree: B01, B10, B23, R026, R038

Linden, Greenspire: R026, R030, R033, R039, R111, R139, R140

Linden, Sterling Silver: R037, R139

Locust, Shademaster: B25, R025, R038

Locust, Skyline: B25

Maple #4: R091

Maple, Amur Multi-Stem: B19

Maple, Amur Flame: B19

Maple, Armstrong Gold: B24, B50, B54, R030, R055, R058

Maple, Autumn Blaze: B45, R029

Maple, Autumn Fantasy: B03, B14, B15, R029

Maple, Burgundy Belle: R028

Maple, Crimson Sunset: B08, B16, B47, R031, R032, R053, R058, R117

Maple, Emerald Luster: B11, R052, R133

Maple, Fall Fiesta: R039, R121, R126, R127

Maple, Green Mountain Sugar: R035

Maple, Hot Wings: R028

Maple, John Pair Sugar: R073

Maple, Norway, Emerald Queen: B54

Maple, October Glory: R028, R053, R054, R113

Maple, Oregon Trail Sugar: R031, R040, R119, R120

Maple, Pacific Sunset: B31, B33, B34, B36, B42, R027, R032, R042, R057, R067

Maple, Paperbark: R034

Maple, Red Pointe: B12, B17, B32, R027, R031, R054, R105, R122

Maple, Red Sunset: R027, R028

Maple, Sienna Glen: B18, B30, B44, R031, R054, R055, R115

Maple, State Street: R027, R036, R129

Maple, Sun Valley: B37, R028, R029, R054, R131

Oak, Bur: B56

Oak, Chinkapin: B40, R041

Oak, Crimson Spire: B38, B39, B51, B52, R024, R075, R076, R089, R095

Oak, Nadler: R098

Oak, Northern Red: B29, B40, R033, R066, R067, R073

Oak, Red: R046, R047

Oak, Sawtooth: R040, R041

Oak, Scarlet Red: R092

Oak, Shumard Red: B39, B40, R032, R033, R043, R100

Oak, Swamp White: B01, B10, B40, R040

Oak, White: B55, R046

Osage Orange, Porter House: B23, R011

Osage Orange, White Shield: R025, R137, R138

River Birch, Heritage: B57(MS), R024(MS), R024(SS), R101(SS), R124(MS & SS), R125(MS & SS)

Sweetgum, Slender Silhouette: R020

Zelkova, Green Vase: B23, R024, R025, R045, R047

Zelkova, Musashino: B04, B41, R025, R032, R045

Zelkova, Village Green: R025, R032

## **EVERGREENS**

### **Arborvitae:**

Arborvitae #3: R086

Emerald Green: B04, R011, R012, R082

Green Giant: B01, B02, B21, R006, R012, R013, R014, R085

### **Cedars:**

Blue Atlas: B05

Eastern Red: B01, B02, B03, B04, B27, B28, R005, R060, R061, R062

Horstman Atlas: B05



**Junipers:**

Juniper #3: R087

Canaertii: B01, R003, R007, R019, R084

Golden Frost: R018

Hollywood: R003, R020

Keteleeri: B01, B05

Medora: R006, R007, R009, R010, R011

Perfecta: R009, R083

Spartan: R003, R004, R005, R006, R008

Taylor: B01, B02, B05, R017, R018

**Pine:**

Bosian Pine: R060

Vanderwolf: B01, B05, B21, R014, R015, R035, R062

White Pine: B05, B20, R006, R017, R060, R063, R064, R065

**Spruce:**

Baby Blue Genes: B01

Black Hills: B04, B28. R004

Blue: B01

Blue Totem: B28

Hoopsii Blue Spruce: B01, B21, R016